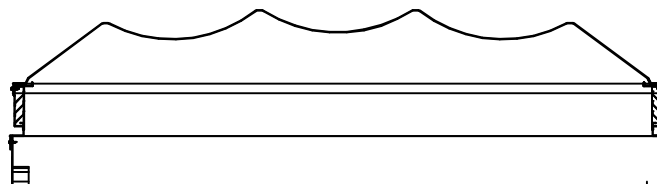
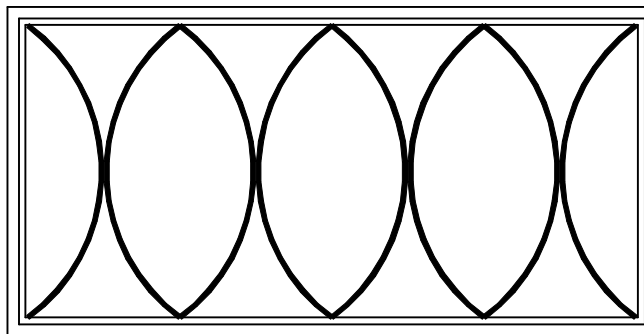
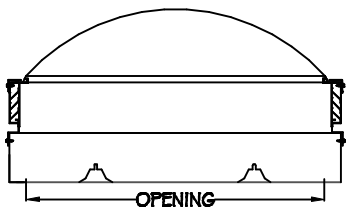


CURBS AND SKYLIGHTS SHIPPED LOOSE FOR FIELD ASSEMBLY



QUANTITY	MODEL	INSIDE CURB OPENING SIZE
	1993	20" x 94"
	2146	20" x 46"
	2593	26" x 94"
	2770	26" x 70"
	4848	46" x 46"
	6072	58" x 70"
	4896	46" x 94"

**R & S MANUFACTURING AND SALES COMPANY INC.**  
 3575 Old Conejo Rd.  
 Newbury Park, CA 91320  
 (805)375-3980  
 fax 375-3981

CUSTOMER		JOB NAME	
MODEL SKL-IF-SDA		FRAME MATERIAL 20 GA Galvanized	
OUTER DOME GLAZING MEDIUM WHITE	INNER DOME GLAZING N/A	Date 11/13/09	Drawing SK-7005L