



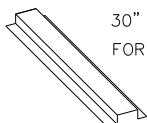
MAXIMUM SUPPORT PLATE
SPACING 5'0". LOCATE
OVER PURLINS


METAL ROOF WALKWAYS


R & S SALES COMPANY, INC.
3575 OLD CONEJO ROAD
NEWBURY PARK, CA 91320
PHONE 805-375-3980
FAX 805-375-3981

 12-14 x 1-1/4"
SELF-DRILLING FASTENER

 12-14 x 3"
SELF-DRILLING FASTENER

 30" WIDE HAT SECTION
FOR PERPENDICULAR RUN

 30" WIDE LEDGER ANGLE

 30" WIDE SUPPORT PLATE
FOR PARALLEL RUN

INSTALLATION NOTES

- * SUPPORT PLATES SHOULD BE LOCATED OVER PURLINS AND SPACED NO MORE THAN 5'0" ON CENTER
- * PROVIDE 1" WIDE x 3/16" MASTIC (NOT SUPPLIED) OVER RIBS PRIOR TO SETTING SUPPORT PLATES
- * GRATING SHOULD BE BUTTED END TO END OVER SUPPORTS
- * CONSULT ROOF MANUFACTURER FOR SPECIFIC INSTRUCTIONS AND WARRANTY INFORMATION

CONTRACTOR _____
JOB/LOCATION _____
DATE _____
WIDTH _____
ROOF WALK GAUGE _____
LENGTH PARALLEL _____
LENGTH PERPENDICULAR _____