

MAXIMUM SUPPORT PLATE
SPACING 5'0". LOCATE
OVER PURLINS

METAL ROOF WALKWAYS


INSTALLATION NOTES


- * SUPPORT PLATES SHOULD BE LOCATED OVER PURLINS AND SPACED NO MORE THAN 5'0" ON CENTER
- * PROVIDE 1" WIDE x 3/16" MASTIC (NOT SUPPLIED) OVER RIBS PRIOR TO SETTING SUPPORT PLATES
- * GRATING SHOULD BE BUTTED END TO END OVER SUPPORTS
- * CONSULT ROOF MANUFACTURER FOR SPECIFIC INSTRUCTIONS AND WARRANTY INFORMATION

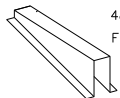
CONTRACTOR:
JOB/LOCATION:
DATE:
WIDTH: 36"
ROOF WALK GAUGE: 18 GA
LENGTH PARALLEL:
LENGTH PERPENDICULAR:


RW36-HR-PC-SR

R & S SALES COMPANY, INC.
3575 OLD CONEJO ROAD
NEWBURY PARK, CA 91320
PHONE 805-375-3980
FAX 805-375-3981

 12-14 x 1-1/4"
SELF-DRILLING FASTENER

 12-14 x 3"
SELF-DRILLING FASTENER

 48" WIDE HAT SECTION
FOR PERPENDICULAR RUN

 48" WIDE SUPPORT PLATE
FOR PARALLEL RUN