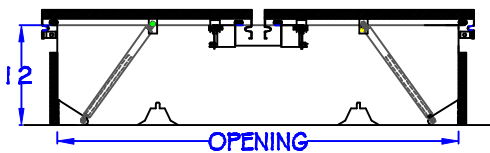
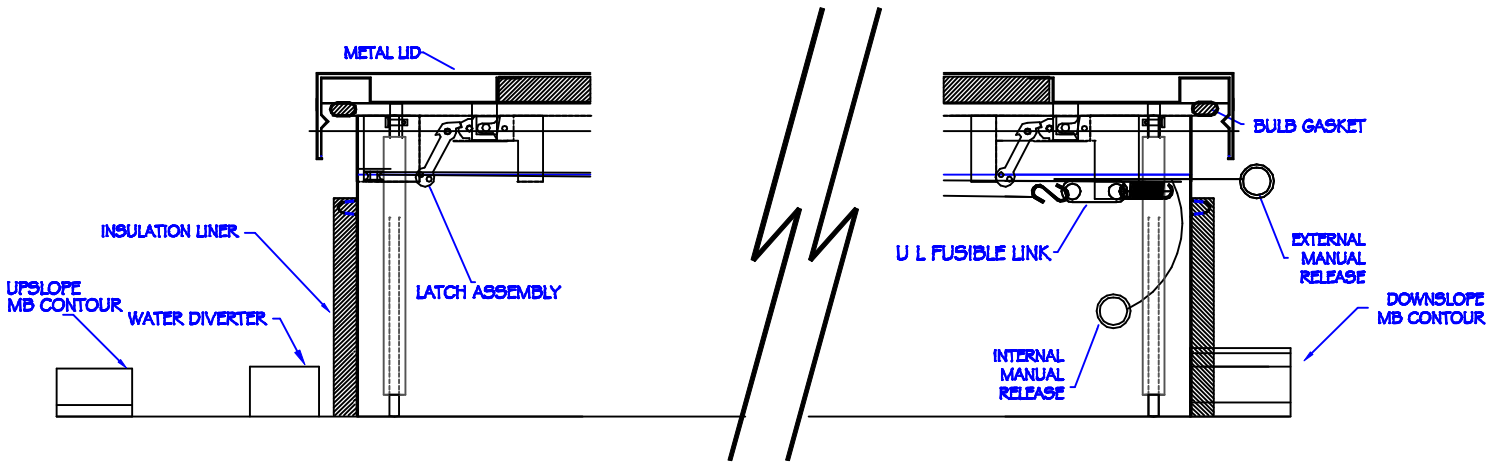
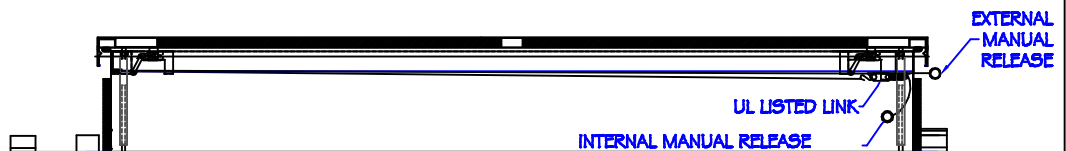
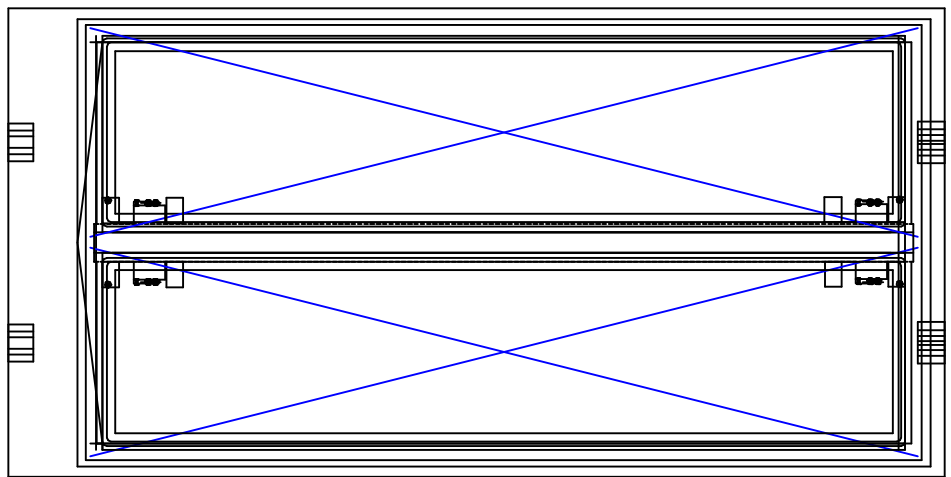


SPECIFICATIONS

1. Steel Base 16 GA G90 Galvanized Stl
2. Aluminum Base 0.100" Aluminum
3. Steel Lid 16 GA G90 Galvanized Steel
4. Aluminum Lid 0.100" Aluminum
5. Full Perimeter Dome Caps and Longlife Screws
6. Dome Sealants and Condensate Provisions
7. Insulation Minimum 1" Thick R7.2
8. Insulation Liner 22 GA G90 Steel
9. Full Perimeter Bulb Gaskets
10. Hinges and Latches 12 GA G90 Galvanized Steel
11. Integral Inside and Outside Manual Releases
12. High Performance Gas Springs with Holdopen
13. UL Listed Fusible or McCabe Resettable Links
14. Zinc, CAD Plated, and Stainless Hardware
15. Lids Open against a 10 PSF Load
16. Lids Remain Closed under Minimum 90 PSF Uplift
17. Lids rated for a 40 PSF Live Load
18. Latches Rated for 90 PSF Uplift



QUANTITY	MODEL	INSIDE CURB OPENING SIZE	LIVE LOAD CAPACITY (PSF)
	4848	48" x 48"	10
	4872	48" x 72"	10
	4890	48" x 90"	10
	4896	48" x 96"	10
	6060	60" x 60"	10
	6072	60" x 72"	10
	6090	60" x 90"	10
	6096	60" x 96"	10



R & S MANUFACTURING AND SALES CO., INC
3575 Old Conejo Rd.
Newbury Park, CA 91320
(805)375-3980
fax 375-3981

CUSTOMER		JOB NAME	
MODEL ULSH-___-SLD-MBX-165-F-HU	LINK TYPE FUSIBLE	LIVE LOAD CAPACITY 10 PSF	UPLIFT CAPACITY 90 PSF
LINK TEMP 165 F	OUTER DOME GLAZING METAL LID	INNER DOME GLAZING N/A	Date 7/18/07
			DRAWING # ULSH-1008-HU